

9095 Series Selection Guide



9095 Overfill Prevention Valve Series

Model Series #	Tank Opening			Tight Fill Connection		Dry Disconnect Connection	Remote Fill Connection	Drop Tube Size			UL 2583 Listed	CARB EVR Approved	Low Profile Tank	Fuel Compatibility					GPM Flow @ 10 PSI Pressure Drop	
	2"	4"	6"	2"	3"			1 1/2"	2"	3"				Aviation	E-85	DEF	B100	Methanol		
9095AA	✓			✓	✓	✓	✓	✓			✓	✓*	✓	✓			✓			230
9095AA			✓		✓		✓		✓		✓	✓*	✓	✓						560
9095C	✓			✓		✓	✓	✓			✓	✓	✓	✓						175
9095C-A	✓			✓		✓	✓	✓			✓	✓	✓	✓						175
9095AM	✓						✓		✓ [†]		✓		✓	✓			✓	✓		230
9095AM			✓				✓		✓ [†]		✓		✓	✓			✓	✓		560
9095DS	✓				✓				✓ [†]				✓							26
9095X	✓			✓			✓		✓		✓	✓*	✓	✓			✓	✓	✓	230
9095SA	✓			✓			✓				✓		✓					✓		110
9095SS	✓			✓									✓				✓	✓		110



570 E. 7th Street | Dubuque, IA 52001
 t. 563.583.5701 | 800.553.4840 | f. 563.583.5028
 custserv@morbros.com | www.morbros.com



2-inch 9095AA

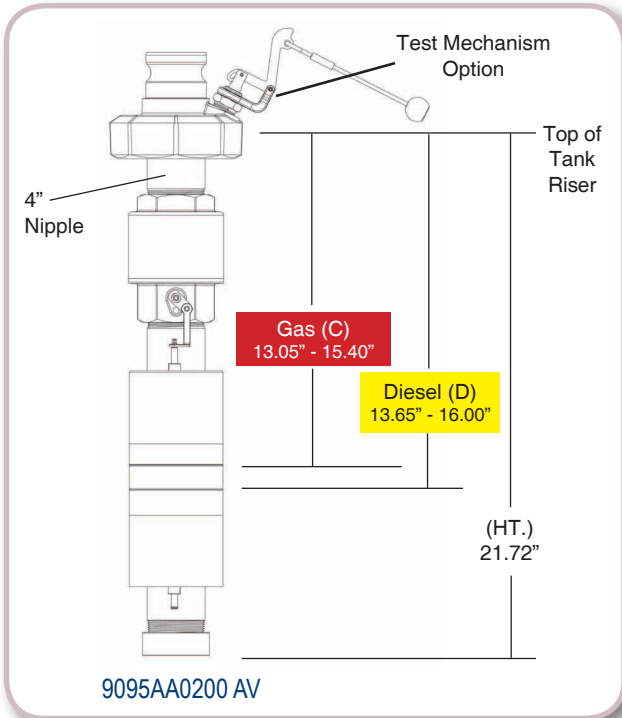


9095AA Aluminum Series - 2"

Item Number	Inlet Size	Tank Connection Size	Drop Tube	Fill Connection	Other Distinctions
9095AA0200 AV	2"	4"	2"	Direct fill	Valve with 2" male quick disconnect x 4" female threads
9095AA3200AVEVR	2"	4"	2"	Remote fill	Valve with 2" female threads x 4" female threads
9095AA5200AVEVR	2"	4"	2"	Direct fill	Valve with 2" dry disconnect x 4" female threads
9095AA4000 AV	3"	4"	2"	Direct fill	Valve with 3" male quick disconnect x 4" female threads
9095AA4200AVEVR	3"	4"	2"	Remote fill	Valve with 3" female threads x 4" female threads
9095AA9200AVEVR	2"	4"	2"	---	Without adaptor or bushing *
9095ATM0100 AM	Mechanical test mechanism for 9095AA (does not include valve top)				
9095ATM0200 AK	Mechanical test mechanism; includes AA 0200 top, aluminum with 2" male quick disconnect x 4" female threads				
9095ATM3200 AK	Mechanical test mechanism; includes AA 3200 top, ductile iron with 2" female threaded x 4" female threaded connection				
9095AF3201 AAPW	Adaptor 2" male thread to 2" raised face flange (for use with 9095AA3200AVEVR)				

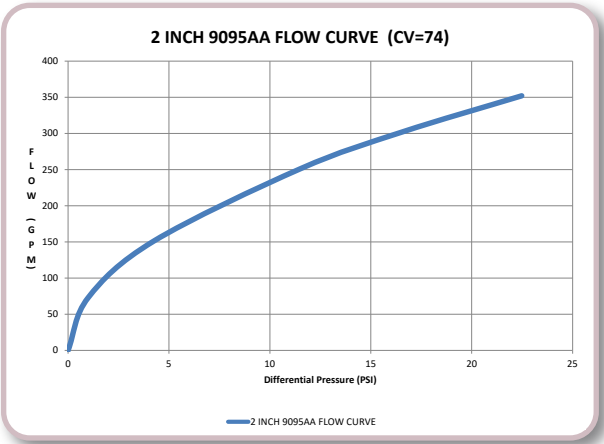


*Order top connections separately.



EXAMPLES OF OIL & MINIMUM TEMPERATURE FOR USE WITH 9095AA

Oil Type	Temp (°F)	CentiStokes (cSt)
15W-40	28	2720
10W-40	25	2800
10W-60	28	2850
5W-40	25	2750
0W-30	15	2900
SAE 30	28	2950

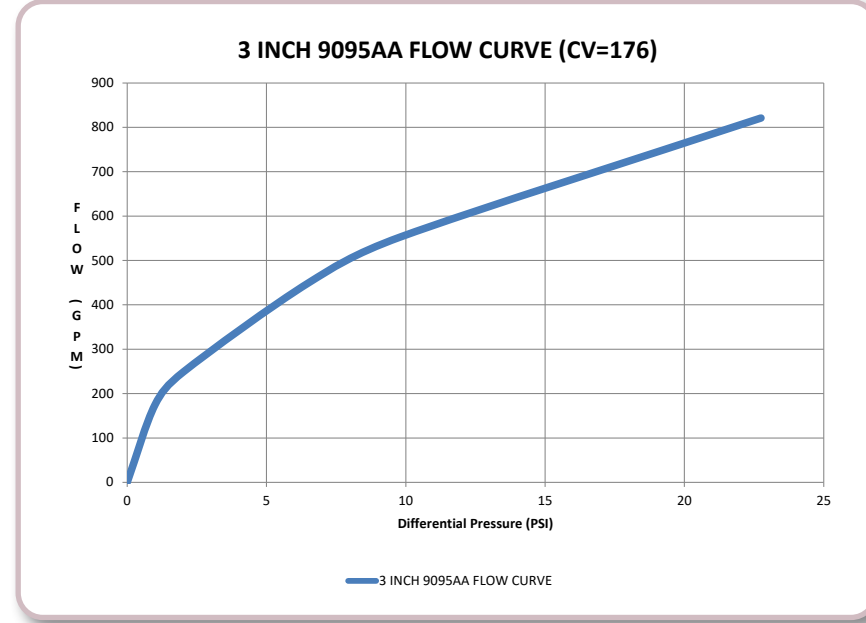


3-inch 9095AA

9095AA Aluminum Series - 3"



Item Number	Inlet Size	Tank Connection Size	Drop Tube	Fill Connection	Other Distinctions
9095AA0300 AV	3"	6"	3"	Direct fill	
9095AA3300AVEVR	3"	6"	3"	Remote fill	
9095AA9300AVEVR	3"	6"	3"	---	Without adaptor or bushing *
9095ATM0100 AM	Mechanical test mechanism for 9095AA (does not include valve top)				
9095ATM0300 AK	Mechanical test mechanism; includes AA 0300 top, aluminum with 3" male quick disconnect x 6" female threads				
9095ATM3300 AK	Mechanical test mechanism; includes AA 3300 top, ductile iron with 3" female threaded x 6" female threaded connection				
9095AF3301 AAPW	Adaptor 3" male thread to 3" raised face flange (for use with 9095AA3300AVEVR)				

*Order top connections separately.



2-inch 9095X

9095X Aluminum, Integrated Adaptor Series - 2"

Item Number	Inlet Size	Tank Connection Size	Drop Tube	Fill Connection	Application
9095X-1100 AV	2"	4"	No	Direct fill	Generator base tanks with integrated spill container
9095X-6100 AV	2"	4"	No	Remote fill	Generator base tanks with integrated spill container
9095X-2200 AV	2"	4"	2"	Direct fill	Low profile tanks; integrated spill container
9095X-6200AVEVR 	2"	4"	2"	Remote fill	Low profile tanks; integrated spill container
9095X-2800 AV	2"	4"	2"	Direct fill	General purpose and aviation
9095X-6800AVEVR 	2"	4"	2"	Remote fill	General purpose and aviation
9095ATM1000 AK					Mechanical Test Mechanism Kit For All 9095X Series (X only) Overfill Valves



9095X-1100

9095X-2200



9095X-6200

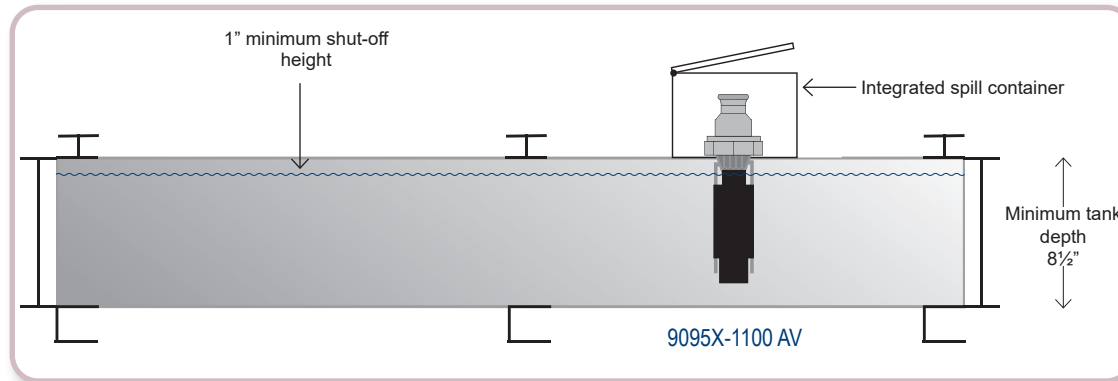
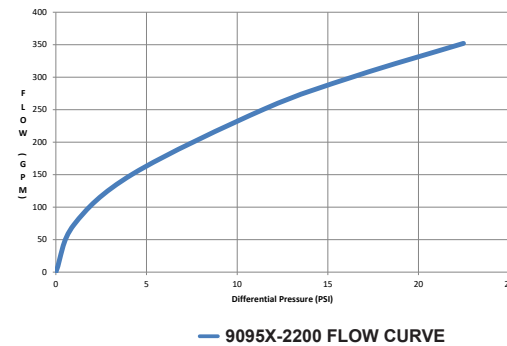
9095X-6800



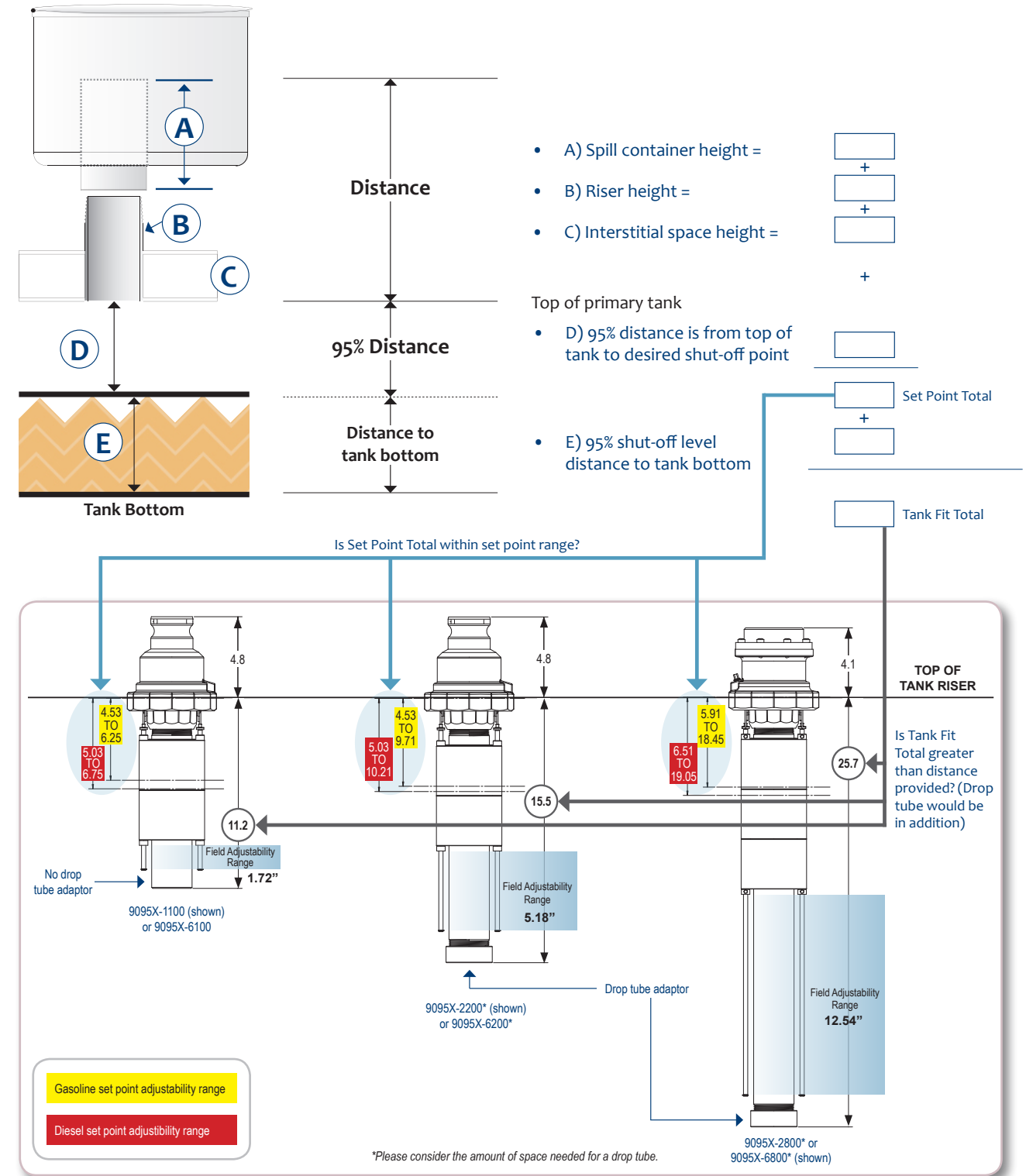
EXAMPLES OF OIL & MINIMUM TEMPERATURE FOR USE WITH 9095X

Oil Type	Temp (°F)	CentiStokes (cSt)
15W-40	28	2720
10W-40	25	2800
10W-60	28	2850
5W-40	25	2750
0W-30	15	2900
SAE 30	28	2950

2" 9095X FLOW CURVE (CV=74)



Shut-off Ranges



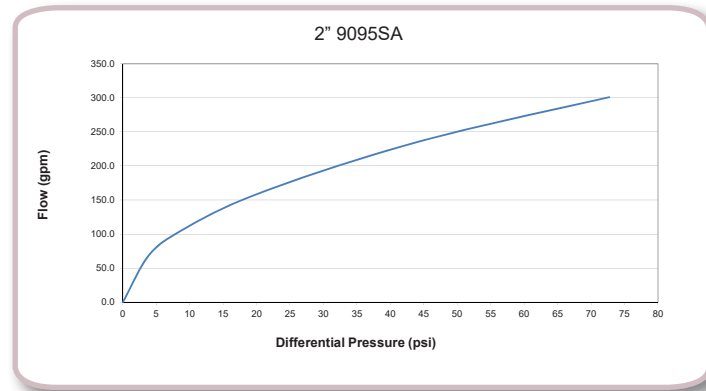
2-inch 9095SA & 9095SS



9095SA (Aluminum) Series - 2"

SA Model Number	Inlet Size	Tank Connection Size	Fill Connection	Drop Tube	Other Distinctions
9095SA0200 AV	2"	2"	Direct fill	No	Cam-n-groove adaptor style with male threads
9095SA0500 AV	2"	2"	Remote fill	No	Cam-n-groove adaptor style with female threads
9095SA9200 AV	2"	2"	---	No	Without adaptor *

*Order top connections separately.



9095SS (Stainless, 2" Fill, 2" Connection, No Drop Tube)

Item Number	Description	Weight (lbs)
9095SS0200 AV	2" SS Overfill prevention valve, 2" to 16" with Part F male threads	8.20
9095SS0400 AV	2" SS Overfill prevention valve, 2" to 28" with Part F male threads	8.20
9095SS0600 AV	2" SS Overfill prevention valve, 2" to 76" with Part F male threads	8.20
9095SS2200 AV	2" SS Overfill prevention valve, 2" to 16" with Part A female threads	8.20
9095SS2400 AV	2" SS Overfill prevention valve, 2" to 28" with Part A female threads	8.20
9095SS2600 AV	2" SS Overfill prevention valve, 2" to 76" with Part A female threads	8.20
9095SS9200 AV	2" SS Overfill prevention valve, 2" to 16" without adaptor	7.50
9095SS9400 AV	2" SS Overfill prevention valve, 2" to 28" without adaptor	7.50
9095SS9600 AV	2" SS Overfill prevention valve, 2" to 76" without adaptor	7.50
9095SS9800 AV	2" SS Overfill prevention valve, 2" to 96" without adaptor	7.0





Additional Overfill Prevention Valves

9095AM (Methanol, 2" Fill, 4" or 6" Connection)

Item Number	Valve Size	Tank Opening	Drop Tube	Fill Connection	Weight (lbs)
9095AM3200 AV	2"	4"	2" threaded pipe	Remote fill	14.10
9095AM3300 AV	3"	6"	3" threaded pipe	Remote fill	30.0



9095C (for low profile tanks, 2" Fill, 4" Connection)

Item Number	Valve Size	Tank Opening	Drop Tube	Fill Connection	Weight (lbs)
9095C-0200 AV	2"	4"	2"	Direct fill	9.0
9095C-3200AVEVR 	2"	4"	2"	Remote fill	12.50
9095C-5200AVEVR 	2"	4"	2"	Direct fill	9.64
9095C-9100AVEVR 	2"	4"	2"	Less top adaptor	8.0
9095C-9200AVEVR 	2"	4"	2"	Less top adaptor	8.37
9095CTM0100 AM	Mechanical test mechanism				1.0

*9095CA models used with fuels with specific gravity less than 0.72 are available. Contact Customer Service for more information.



9095DS (2" Fill, 2" Connection)

	Item Number	Valve Size	Tank Opening	Drop Tube	Inlet Size & Type	Weight (lbs)
with Part F	9095DS0200 AV	2"	2"	1½" threaded pipe	Valve with 2" shut-off height	8.50
	9095DS0400 AV	2"	2"	1½" threaded pipe	Valve with 4" shut-off height	9.0
	9095DS0600 AV	2"	2"	1½" threaded pipe	Valve with 6" shut-off height	9.50
with Part A	9095DS2200 AV	2"	2"	1½" threaded pipe	Valve with 2" shut-off height	8.50
	9095DS2400 AV	2"	2"	1½" threaded pipe	Valve with 4" shut-off height	9.0
	9095DS2600 AV	2"	2"	1½" threaded pipe	Valve with 6" shut-off height	9.50

*Consult Price List for BSP options.

