

715

Remote Fill Box Series:
BOTTOM CONNECTION

Additional Options:

• **60" Post mount kit:**
715---P060 AK

• **Vapor recovery kits:**
715---VR30 AK (3")
715---VR40 AK (4")

• **Stand:**
715---S400 AS
715S--S400 AS

• **Mounting Plate kit:**
715---0373 AK




Four-leg Stand
Powder-coated steel stand for
10-gallon models



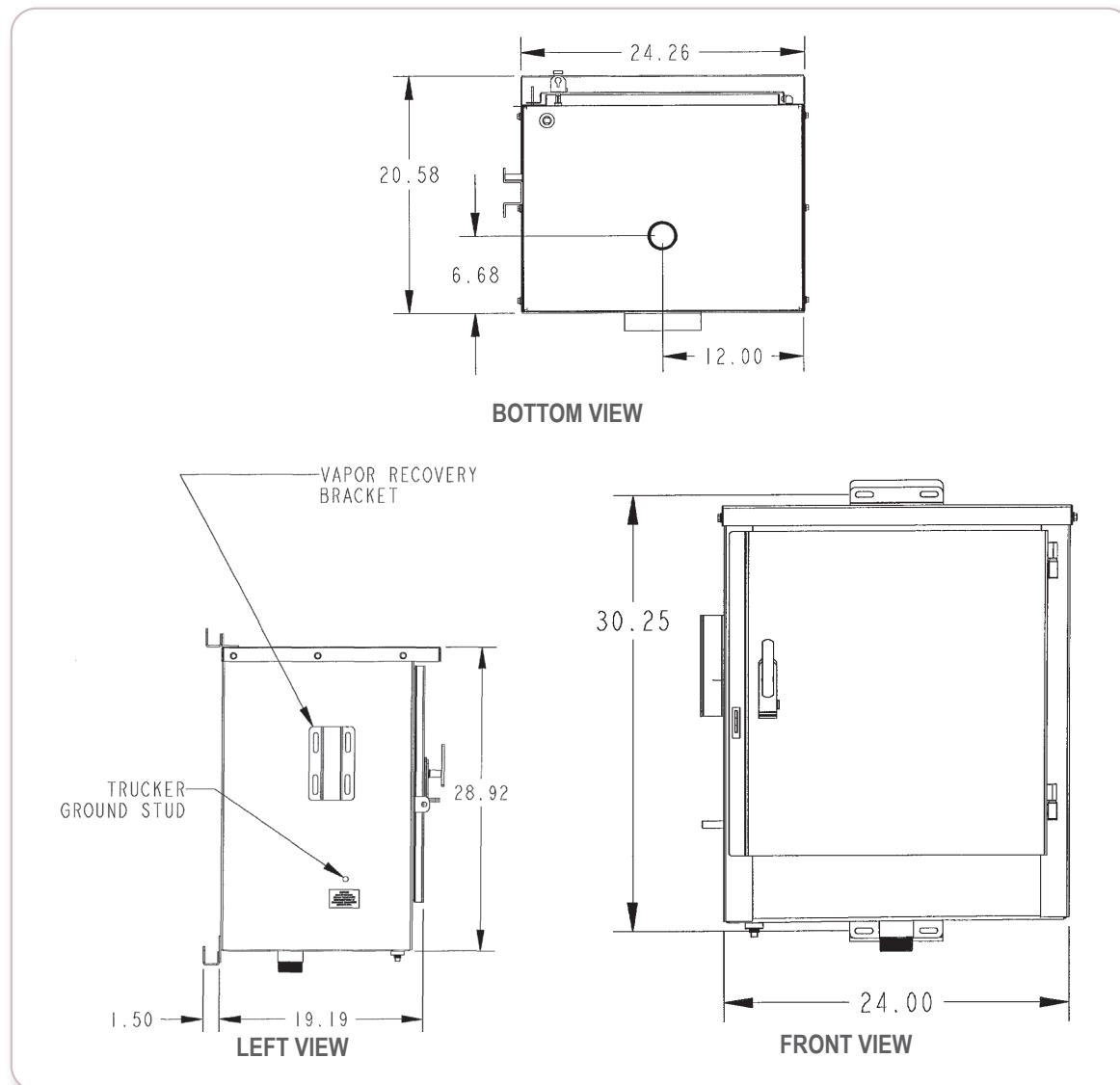
Post Mount
60" Post with cap, base,
and U-bolts



Vapor Recovery Kit



Mounting Plate



Certifications & Listings:
CAN-ULC-S663-11; Florida DEP EQ-787

Features:

- ◆ 10-gallon (37.85 liter) capacity
- ◆ 14 gauge steel (powder coated white)
- ◆ Pad-lockable
- ◆ Integral grounding stud
- ◆ Vapor recovery mounting brackets
- ◆ Sloped bottom (right to left)
- ◆ Drain located in front

External Options



715--TB2
or
715--TB3

- ◆ 10-gallon capacity
- ◆ 14 gauge steel (powder coated white)
- ◆ 2" or 3" bottom connection
- ◆ Tank or wall mount

715 - - T B 3 - 2 Q B B - 0

Model Number
Fill Box Construction
 - 10-gal. powder coated steel
 S 10-gal. 304 stainless steel

Mounting Style
 T Tank/Wall

Connection Location
 B Bottom

Connection Thread Size
 2 2" Male NPT nipple
 3 3" Male NPT nipple
 4 2" 150# Raised face flange
 5 3" 150# Raised face flange


Component Size
 0 Box only
 2* 2" components
 3 3" components

Internal Options

Open
 0 Box only


Hand Pump Assembly

- 0 No hand pump assembly
- B Base package*
 * Hand pump assembly base package: Steel constructed hand pump with PTFE seals and FKM o-rings, reinforced polyurethane tubing, brass check valve and ball valve.
- E E85 Package
 * Hand Pump Assembly E85 Package: Steel constructed hand pump with PTFE seals and FKM o-rings, reinforced polyurethane tubing, stainless steel check valve and ball valve.
- S Stainless Steel Package
 * Hand Pump Assembly Stainless Steel Package: Stainless steel constructed hand pump with PTFE seals and FKM o-rings, reinforced polyurethane tubing, stainless steel check valve and ball valve.



Ball Valve

- 0 Box only
- B Full port NPT ball valve with brass body, hard chrome plated ball & PTFE seals
- S Full port, locking, NPT ball valve with stainless steel body and ball, PTFE seals



Inlet Connection

- 0 Box only
- D Dry disconnect, hardcoated aluminum with stainless steel piston, FKM gaskets, and aluminum dust cap
- E Dry disconnect, stainless steel body and piston, FKM gasket, and stainless steel dust cap (only available in 2")
- Q 90° quick disconnect aluminum female coupler with stainless steel check valve, FKM seals, and aluminum dust plug
- S 90° quick disconnect stainless steel coupler with check valve, FKM seals, and stainless steel dust plug
- M 90° quick disconnect aluminum male adaptor with stainless steel check valve, FKM seals, and aluminum dust cap



Quick Disconnect



† As of March 2018, please note that Bottom Connection models are now 10-gallon capacities instead of 7-gallon. Measurements have also changed.

Item Number	Size	Description	Weight (lbs)
715--TB2-0000-0	10-gal.	Bottom connection with no internal components	109.0
715--TB3-0000-0	10-gal.	Bottom connection with no internal components	108.0
715--TB2-2MBB-0	2" - 10-gal.	Bottom connection, male quick disconnect with plug	
715--TB2-2QBB-0	2" - 10-gal.	Bottom connection, female quick disconnect with plug	
715--TB3-0000-0	3" - 10-gal.	Bottom connection with no internal components	108.0
715--TB4-3DBB-0	2" - 10-gal.	Flanged bottom connection, dry-disconnect with cap	
715--TB5-3DBB-0	3" - 10-gal.	Flanged bottom connection, dry-disconnect with cap	
715--S400 AS		Four-leg stand, powder coated steel	
715S--S400 AS		Four-leg stand, stainless steel	

*Consult Price List for additional options.