

# Model 244 Emergency Vents | 3-inch

SPECIFICATION SHEET

## Application


UL Listed emergency vent (pressure relief only) used on aboveground storage tanks, as a code requirement, to help prevent the tank from becoming over-pressurized and possibly rupturing if ever exposed to fire. The vent must be used in conjunction with a “normal vent”. Correct application of this vent requires proper vent size and selection for the tank system in order to meet the specific venting capacity requirements.

The new design increases protection against weather, improves manufacturability and helps limit and control dust accumulation.

## Code Compliance

When properly sized for the tank, this vent will conform to the requirements of the International Fire Code; National Fire Code of Canada; National Fire Protection Agency—NFPA 20, 30, 30A, 31, 37, 110; Petroleum Equipment Institute—PEI RP200, PEI RP800; Underwriters Laboratories Inc.—UL-142, UL-2085, UL-2244; Underwriters Laboratories of Canada—CAN/ULC S601, CAN/ULC S602, CAN/ULC S652

## Approvals

California Air Resource Board (CARB) Phase 1 Enhanced Vapor Recovery (EVR) AST Certified Products (VR-402-B)   
Underwriters Laboratories Inc. UL-2583







Fig. 244OM

Fig. 244O

 US LISTED

UL  
2583

**WARNING: DO NOT FILL OR UNLOAD FUEL FROM A STORAGE TANK UNLESS IT IS CERTAIN THAT THE TANK VENTS WILL OPERATE PROPERLY.** Morrison tank vents are designed only for use on shop fabricated atmospheric tanks which have been built and tested in accordance with UL 142, NFPA 30 & 30A, and API 650 and in accordance with all applicable local, state, and federal laws. In normal operation, dust and debris can accumulate in vent openings and block air passages. Certain atmospheric conditions such as a sudden drop in temperature, below freezing temperatures, and freezing rain can cause moisture to enter the vent and freeze which can restrict internal movement of vent mechanisms and block air passages. All storage tank vent air passages must be completely free of restriction and all vent mechanisms must have free movement in order to insure proper operation. Any restriction of airflow can cause excessive pressure or vacuum to build up in the storage tank, which can result in structural damage to the tank, fuel spillage, property damage, fire, injury, and death. Monthly inspection, and immediate inspection during freezing conditions, by someone familiar with the proper operation of storage tank vents, is required to insure venting devices are functioning properly before filling or unloading a tank.

Item Number	A	B	C	D	E	F	G	Overall Diameter	Height	Weight	Screen
244O--0050 AV	3"	60,994	F	8	I	A	AL	5.8"	3"	7.0	
244O--0060 AV	3"	60,994	F	16	I	A	AL	5.8"	3"	11.50	
 244O--0060AVEVR	3"	60,994	F	16	I	B	AL	5.8"	3.5"	11.50	
244OS-0050 AV	3"	51,076	F	8	I	A	AL	5.8"	3.5"	7.0	S
244OS-0060 AV	3"	51,076	F	16	I	A	AL	5.8"	3.5"	11.0	S
244OM-0050 AV	3"	60,994	M	8	I	A	AL	5.8"	3.79"	7.0	
244OM-0060 AV	3"	60,994	M	16	I	A	AL	5.8"	4.5"	11.0	
 244OM-0060AVEVR	3"	60,994	M	16	I	B	AL	5.8"	4.5"	11.0	
244OMS0050 AV	3"	51,076	B	8	I	A	AL	5.8"	3.79"	7.0	S
244OMS0050 AV	3"	51,076	M	8	I	A	AL	5.8"	3.79"	7.0	S
244OMS0060 AV	3"	51,076	M	16	I	A	AL	5.8"	4.5"	11.0	S
 244OMS0060AVEVR	3"	51,076	M	16	I	B	AL	5.8"	4.5"	11.0	S

### SPECIFICATION OPTIONS:

- A**—Size (inches)
- B**—Venting capacity / SCFH at 2.5 P.S.I.
- C**—Mounting connection: Female N.P.T. (F), Male N.P.T. (M), BSP (B)
- D**—Pressure settings: 8 or 16 oz/in2. Pressure required to open vent.
- E**—Cover: Cast iron powder coated (I)
- F**—Seat material: Viton A (A) or Viton B (B)
- G**—Body material: Aluminum (AL)
- Diameter**—Dimension across vent (inches)
- Height**—Dimension from base to top when closed (inches)
- Weight**—Shipping weight (lbs)
- Screen (3 mesh stainless steel)**—Yes (S), No (blank)
- Bolt**—Zinc plated steel

570 E. 7th Street | Dubuque, IA 52001  
t. 563.583.5701 | 800.553.4840 | f. 563.583.5028

www.morbros.com